

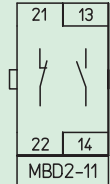
DC Disconnect Switches / Product Line D200

Technical Information Additional modules / Accessories

Auxiliary contact modules (factory-attached only)

Module right	Switching programme w/o auxiliary contact module	Switching programme w/ auxiliary contact module
--------------	---	--

Auxiliary contact module 1 n/o + 1 n/c



83200	83211
83300	83311
84200	84211
85200	85211
86200	86211

Side mounted auxiliary contacts are securely mounted on the right side of the switch module, this then increases the overall width by 9 mm. Please select your required switching programme from the previous pages, this will provide you with the initial circuit. The last two digits of the switching programme will then change according to the auxiliary module specified as per your requirement similar to the example below:

Auxiliary contact module 2 n/o

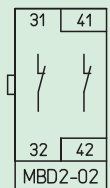


83200	83220
83300	83320
84200	84220
85200	85220
86200	86220

Example:

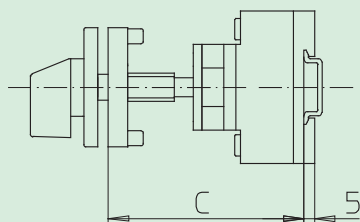
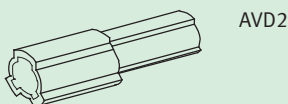
D241-**84200**-003M1
+ Auxiliary contact module (1 n/o, 1 n/c)
= D241-**84211**-003M1

Auxiliary contact module 2 n/c



83200	83202
83300	83302
84200	84202
85200	85202
86200	86202

Modular shaft extensions for mounting forms with door clutch (please order separately)



Dimension C	number	Order code no.
092 ... 109 mm	–	–
110 ... 134 mm	1	AVD2
135 ... 159 mm	2	AVD2
160 ... 184 mm	3	AVD2
185 ... 209 mm	4	AVD2

Internal depth: Inside of door to top of DIN rail