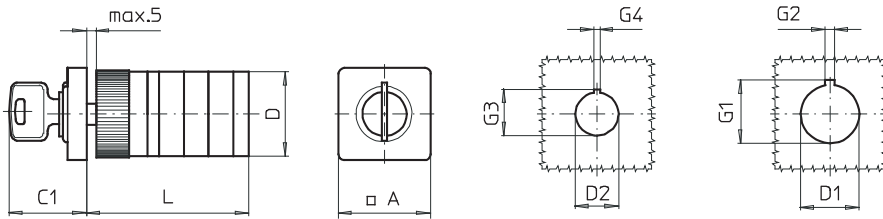
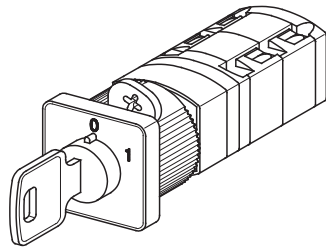


Front Mounting Switches

sälzer



**Product line
P100**

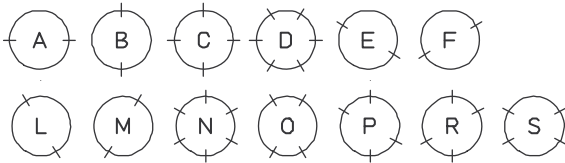
**Front mounting switch
key operated**

**Single hole mounting
ø 16 mm / 22,5 mm**

S001. (IP40)

Complete switch	Poles	Product line	Rated data (IEC 60947)			Order code number
			Operational current I _e	Operational power at 380-440V		
			AC-21A A	AC-23A kW	AC-3 kW	
Rotary Cam Switch Switching angle 30°/ 45°/ 60°/ 90°	1 ... 12	P100	10	3	2,2	P110 - 61 ... - S001.

The dot in the order code number of the complete mounting form/operator module must be replaced by the classification letter which identifies the key removable positions:



Lines indicate the key removable positions.

SMD modules for basic switch A01

Mounting form module for S001.	P100	BFA1- S
operator module 30 x 30 mm, mounting form S001. Escutcheon black, Ronis cylinder lock L001, 2 keys	P100	1AS1-001.
Legend plate silver, operator module S001.		FAS1 - (FA number)

Dimensions in mm

Type	A	C1	D	D1	D2	G1	G2	G3	G4	L with ... stages (max. 8)				each add. stage
										1	2	3	4	
P110	30	26	29	22,5	16,2	24,2	3,2	17,9	1,7	57	69	81	93	12