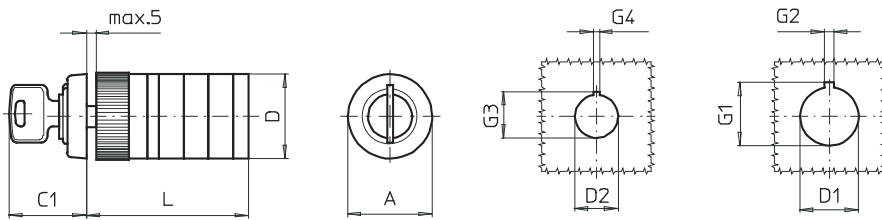
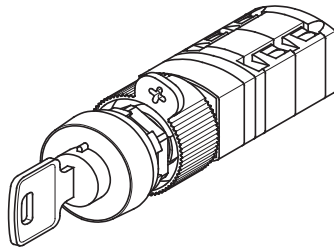


Front Mounting Switches

sälzer



**Product line
P100**

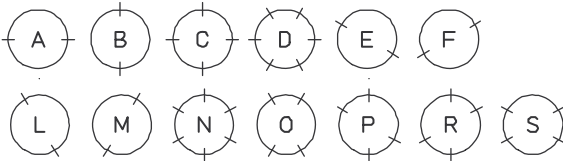
**Front mounting switch
with front ring
key operated**

**Single hole mounting
ø 16 mm / 22,5 mm**

R001. (IP40)

Complete switch	Poles	Product line	Rated data (IEC 60947)			Order code number
			Operational current I _e	Operational power at 380-440V		
			AC-21A A	AC-23A kW	AC-3 kW	
Rotary Cam Switch Switching angle 30°/ 45°/ 60°/ 90°	1 ... 12	P100	10	3	2,2	P110 - 61 ... - R001.

The dot in the order code number of the complete mounting form/operator module must be replaced by the classification letter which identifies the key removable positions:



Lines indicate the key removable positions.

SMD modules for basic switch A01

Mounting form module for R001.
Front ring black ø 30 mm, mounting form R001.
Ronis cylinder lock L001, 2 keys
(mounting with front ring without inscription)

P100

**BFA1 - S
1BS1-001.**

Dimensions in mm

Type	A	C1	D	D1	D2	G1	G2	G3	G4	L with ... stages (max. 8)				each add. stage
										1	2	3	4	
P110	30	26	29	22,5	16,2	24,2	3,2	17,9	1,7	57	69	81	93	12